

SKILL LEVEL

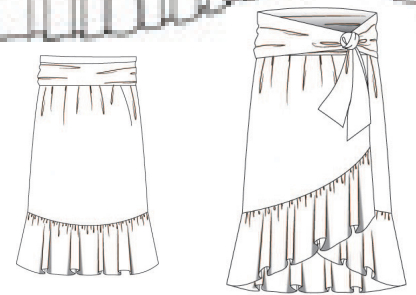

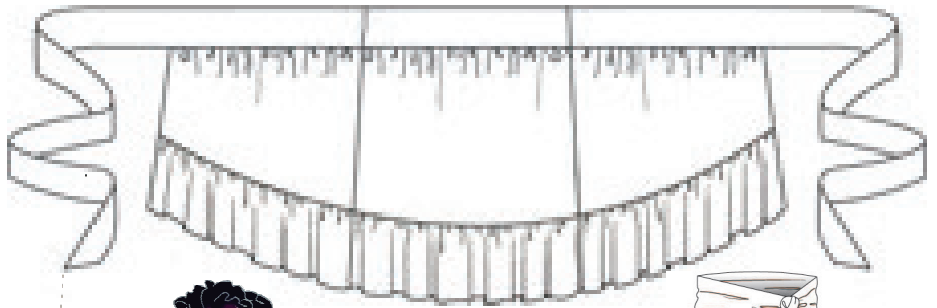


BEGINNER

multisized
pattern...sizes
6/8/10/12/14/16
/18/20/22/24/26
all together!

*www.hotpatterns.com*tm
patterns so hot they're smokin'...

HotPatterns & fabric.com exclusive download
Cabriolet wrap-over skirt-dress



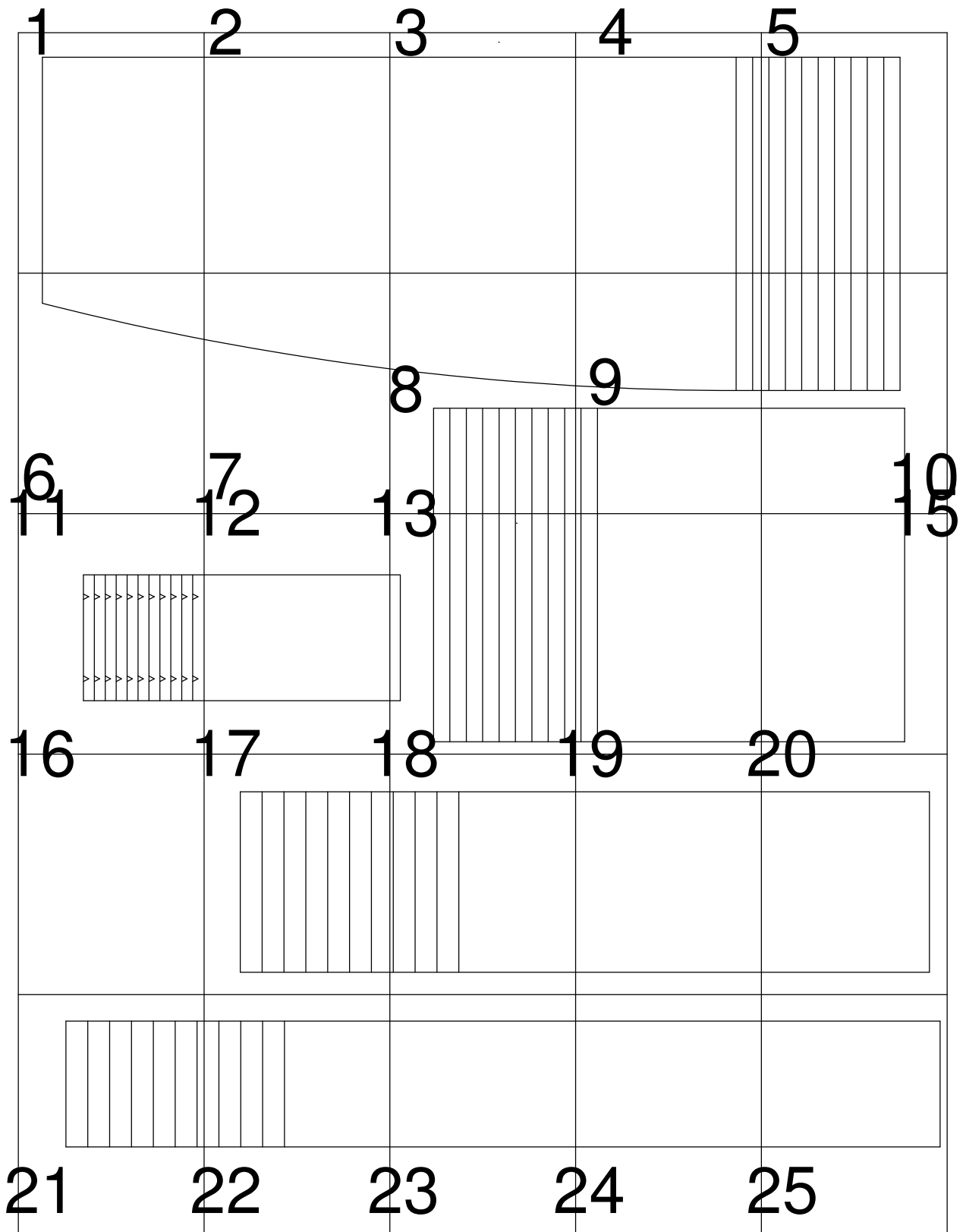
We're loving this gorgeous and ultra-wearable skirt-dress, designed for airy, lightweight fabrics like crinkled gauze, handkerchief linen, voile, crepe, rayon or even a drape-y t-shirt. Wrap-over, gathered, tiered convertible skirt-dress has a deep band with long self ties, and curved front panels. Wear this versatile Summer essential as a skirt with a simple tank or T-shirt for a fabulous casual outfit, or try it as a dress for a glamorous beach or pool-side cover-up.

1

6

SIZE 6	^
SIZE 8	^
SIZE 10	^
SIZE 12	^
SIZE 14	^
SIZE 16	^
SIZE 18	^
SIZE 20	^
SIZE 22	^
SIZE 24	^
SIZE 26	^

16



SIZE 14

SIZE 16

SIZE 18

SIZE 20

SIZE 22

SIZE 24

SIZE 26

exclusive free download cabriolet wrap-over skirt-dress instructions page 1 of 2

SEAM ALLOWANCES & OTHER INFO

Seam and hem allowances are 3/8" or 1 cm deep.
All seams are sewn right sides together unless otherwise stated.

Skills needed include: gathering fabric; working a narrow hem.

ABOUT THIS STYLE

This garment is a simple wrap-over style, to be worn as a skirt or as a dress. you can choose to leave the edges of the gathered tiers and/or the hemline raw for a casual look.


This is one of the few times we'll say, don't bother making a muslin for this...as the fit is super-adjustable due to the wrap over and ties, all you have to do is choose your usual HotPatterns size.

FABRIC & NOTIONS REQUIRED

Sizes 6-8-10-12-14-16 need around 3 yards or 2.75 m of 60"/150cm wide fabric;
sizes 18-20-22-24-26 need around 3 1/2 yards or 3.20 m of 60" or 150cm wide fabric.

We don't recommend this style for narrow, i.e. 45" or 114cm wide fabric.

SUGGESTED LINING CUTTING LAYOUT lay the fabric open for this layout.




1a

Start by preparing the waistband & ties.

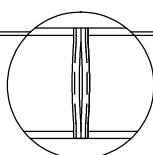
Join the center back waistband to the front waistband pieces at the short edges; then join the ties to the front waistband pieces, again at the short edges, to make a very (very!) long strip.

IMPORTANT make sure that you leave the right side seamline open between the notches marked on the pattern; this creates the opening for the waist tie to thread through.

Press all the seams open.



1b Stitch down the seam allowances at the side seam opening.



1c

Hem the upper edge of the waistband/tie, plus the short ends and along the bottom of the ties ONLY. Press flat.

Hot

e

cab

7

12

Hot Patterns & fabric.com

exclusive free download
cabriolet wrap-over skirt-dress
waistband
cut 3 on fold in fabric

SIZE 14
SIZE 16
SIZE 18
SIZE 20
SIZE 22
SIZE 24
SIZE 26

SIZE 6

SIZE 8

SIZE 10

SIZE 12

22


instructions page 2 of 2

Join the fronts to the back at the side seams; press the seams open.

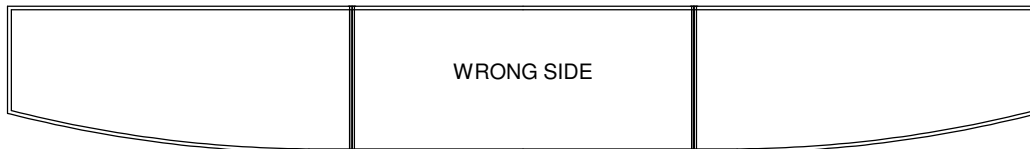
- 2 Work a row of gathering stitches along the top edge of the skirt front/back piece.



- 3 Repeat step 2, this time using the back & front bottom tiers.

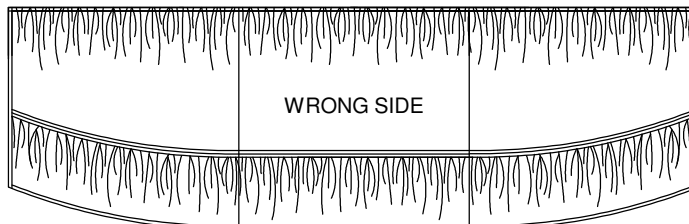
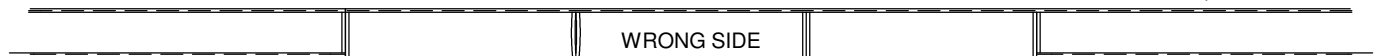


- 4 Draw up the gathering stitches along the top of the bottom tier piece, and matching side seams to side seams, join the bottom tier to the skirt. Press the seams open.



- 5 Hem the bottom and front edges of the tiered skirt; press the hems.

- 6 Repeat step 4, this time gathering the top edge of the skirt to fit the waistband of the skirt.



D-O-N-E done!
That's probably the easiest skirt ever...

3

Patterns & fabric.com

exclusive free download
violet wrap-over skirt-dress
front
cut 1 pair in fabric

SIZE 10

SIZE 12

SIZE 14

SIZE 16

SIZE 18

SIZE 20

SIZE 22

SIZE 24

SIZE 26

8

FOLD

13

--	--	--	--	--	--	--	--	--	--

18

SIZE 6

SIZE 8

SIZE 10

SIZE 12

23

SIZE 6

SIZE 8

SIZE 10

6

SIZE 6

SIZE 8

Hot Patterns & fabric

exclusive free download
cabrioliet wrap-over skirt-d
back
cut 1 on fold in fabric

Hot Patterns & fabric.c

exclusive free download
cabrioliet wrap-over skirt-dres

bottom tier

cut 3 on fold in fabric

Hot Patterns & fabric.com

exclusive free download
cabriolet wrap-over skirt-dress
tie
cut 2 on fold in fabric

24

SIZE 10

SIZE 12

SIZE 14

SIZE 16

SIZE 18

SIZE 20

SIZE 22

SIZE 24

SIZE 26

5

--	--	--	--	--	--	--	--	--

--	--	--	--	--	--	--	--	--

10

c.com

d
ress

15

FOLD

20

com

s

FOLD

FOLD

25